


Area Formulas

SQUARE



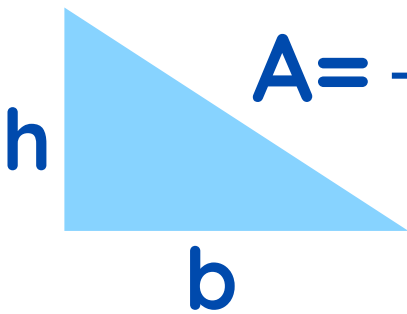
$$A = s^2$$

RECTANGLE



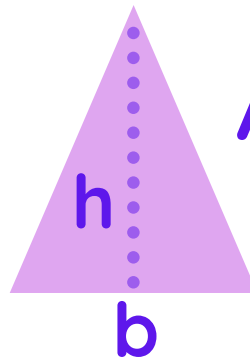
$$A = L \cdot w$$

RIGHT TRIANGLE



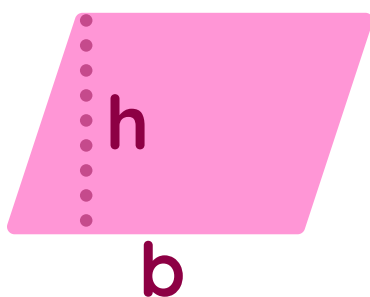
$$A = \frac{1}{2} b \cdot h$$

TRIANGLE



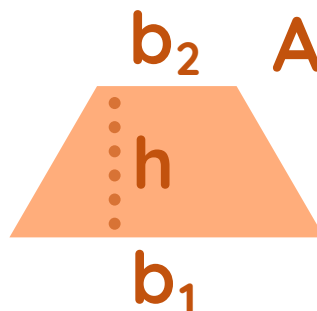
$$A = \frac{1}{2} b \cdot h$$

PARALLELOGRAM



$$A = b \cdot h$$

TRAPEZOID



$$A = \frac{(b_1 + b_2) \cdot h}{2}$$